ALLAMA IQBAL OPEN UNIVERSITY

AIOU LIBRARY
aioulibrary.com

Name:

Registration No.:

Course Code: 2507

Program: BS/MSc

Semester: Autumn 2026

WhatsApp Orders: +92 324 5836626

ALLAMA IQBAL OPEN UNIVERSITY, ISLAMABAD

Course: Forestry Extension Education (2507) • Level: BS/MSc

Semester: Autumn 2026

Assignment No. 1 (Units 1-4)

Total Marks: 100 • Pass Marks: 50 • All questions carry equal 20 marks

SOLVED ASSIGNMENT GUIDE — For Study & Reference

Note: This guide is prepared for study and reference purposes. Students are advised to read the relevant units of the course book, understand the concepts, and then write the assignment in their own words. Do not copy this guide verbatim.

AIOU LIBRARY aioulibrary.com

Course Overview

Forestry Extension Education (2507) for BS/MSc, offered through the Department of Agricultural Science, examines how forestry knowledge reaches the farmers and communities on whose land and labour the future of Pakistan's trees depends. Assignment No. 1 (Units 1–4) covers the definition and scope of extension education in forestry, individual and group approaches, the importance of demonstrations, the role of farmers and local communities, and the barriers that can block effective extension communication. Each answer in this guide follows the same structure — an introduction, developed sub-sections with tables or a diagram where helpful, and a conclusion — so that the student can understand the argument fully and then write the assignment in his or her own words.

Question 1: Extension Education Defined and Its Scope in Forestry (20 Marks)

Question: Define extension education and explain its scope in forestry.

Introduction

Forests do not survive on technical knowledge alone. Pakistan has trained foresters, research institutes and nurseries, yet tree cover remains low and natural forests continue to shrink because the knowledge held by departments does not always reach, persuade or serve the millions of farmers, graziers, fuelwood collectors and village communities whose daily decisions actually determine the fate of trees. Extension education is the bridge built to close exactly this gap. It carries useful knowledge out of the office, the university and the research station into fields, homes and village meeting places, and it carries the problems, experience and priorities of rural people back in the opposite direction. In forestry this bridge matters more than in almost any other sector, because most land that could carry trees is private or communal farm land, most tree needs are household needs, and no government staff can plant, protect and tend trees on every boundary, homestead and hillside. Only people themselves can do that, and they will do it well only when they understand, want and are able to do it. This answer first defines extension education carefully, distinguishes it from formal classroom education, and then explains its full scope in forestry, from farm planting and natural forest protection to policy feedback, institution building and environmental awareness.

What Is Extension Education? Definition and Essential Features

Extension education may be defined as a non-formal, out-of-school system of education in which adults and young people learn by doing, helped by a professional extension worker who teaches practical knowledge and skills related to their livelihoods and living conditions, with the aim of bringing about voluntary change in their knowledge, attitudes and practices. Different writers emphasise different parts of this definition, but its core elements are consistent. It is education, so its purpose is learning and human development, not merely the delivery of inputs or the enforcement of rules. It is non-formal and largely voluntary, because adult farmers cannot be compelled to attend or to pass examinations, and they will participate only if they find the teaching relevant and respectful. It is practical and problem-centred, starting from the felt needs of the learner, such as a fodder shortage, a dying plantation or a lack of fuel, rather than from a fixed syllabus. It is a two-way process, because the extension worker learns local conditions, indigenous knowledge and constraints from farmers at the same time as farmers learn improved practices from the worker. And it aims at behaviour change in the widest sense: not only new skills, but new understanding and new confidence to decide. A farmer who can explain why a species suits his soil, prune it correctly, and teach his neighbour to do the same, shows extension education succeeding on all three levels of knowledge, skill and attitude.

The contrast with formal education clarifies the definition. Formal education is institution-based, age-graded, syllabus-bound and certificate-oriented, moving the learner from primary school towards a degree whether or not each lesson connects with his immediate livelihood. Extension education is field-based, open to people of any age or literacy level, flexible in

content and timing, and judged by changed practice and improved living rather than by certificates. It also differs from mere publicity or propaganda. Publicity announces; extension teaches, demonstrates, discusses and follows up. Similarly, extension is not the same as distributing free seedlings. Seedling distribution without teaching about species choice, planting, watering, protection and harvesting is a supply activity that often ends in dead plants, whereas extension treats the seedling as a teaching aid inside a longer educational relationship. In forestry, where results take years to appear and mistakes are costly, this educational character is not a luxury. A wrongly chosen species or a badly sited woodlot cannot be corrected next week like a classroom exercise, so helping people decide well before they plant is the heart of the work.

Table 1: Formal education and extension education compared

Feature	Formal education	Extension education
Setting	School, college, university classroom	Village, farm, forest, home; where people live and work
Learners	Enrolled students in age groups	Adult farmers, communities and youth; voluntary participants
Curriculum	Fixed syllabus and examinations	Flexible, based on local needs and seasonal problems
Teacher role	Instructor and examiner	Facilitator, adviser and co-

		learner
Measure of success	Degrees and marks obtained	Voluntary adoption of improved practices and better livelihoods

Scope in Forestry: Farm Forestry, Agroforestry and Tree Growing by People

The scope of extension in forestry is as wide as the scope of human dependence on trees. Its first and largest field is farm forestry and agroforestry. Extension teaches farmers to select species for boundaries, homesteads, woodlots, shelterbelts and intercropping systems, to raise or obtain quality seedlings, to plant at the right season and spacing, and to prune, thin, lop and harvest so that trees support rather than suppress crops and livestock. Subjects within this field include nursery management, seed collection and storage, water harvesting for young trees, protection from grazing and fire, and the economics of tree products. A second field is the protection and management of existing natural and communal forests. Here extension builds understanding of why regeneration fails under uncontrolled grazing and cutting, helps communities negotiate grazing, lopping and benefit-sharing rules, and supports joint and participatory forest management in which local people become partners rather than suspects. Watershed protection, soil conservation planting, sand-dune stabilisation and rehabilitation of degraded land form a closely related field, where extension must explain benefits that are partly public and distant, such as reduced siltation and steadier stream flow, in terms that make sense to the household asked to protect a slope today.

Scope: Livelihoods, Institutions, Environment and Policy Feedback

Beyond planting technique, the scope extends to livelihoods and markets. Rural households need advice on processing and selling fuelwood, poles, timber, fruit, honey, fodder and other tree products, on forming grower groups to bargain better, and on weighing tree income against crop and livestock income inside the whole farm plan. Extension therefore includes basic farm-business awareness, record keeping and market information, always adapted to smallholders. Institution building is another major part of the scope: forming and strengthening village organisations, tree-grower associations, school and youth tree clubs, and women's groups, and developing local leadership so that forestry activity continues when project staff leave. Women deserve explicit mention, because they collect most fuel and fodder, manage homestead trees and livestock feeding, yet are often bypassed by male-oriented field visits; extension that fails to reach women fails to reach the real managers of household tree resources. Environmental education widens the scope still further, to schoolchildren, urban citizens and decision makers, building public understanding of deforestation, biodiversity, climate change and the services forests provide. Finally, extension has a feedback scope that is easily forgotten: field workers observe which recommendations fail on real farms, which species farmers actually prefer, and which rules create hardship, and a good extension system carries this intelligence upward so that research priorities and forest policy can be corrected. Without that upward flow, departments keep teaching practices farmers cannot use.

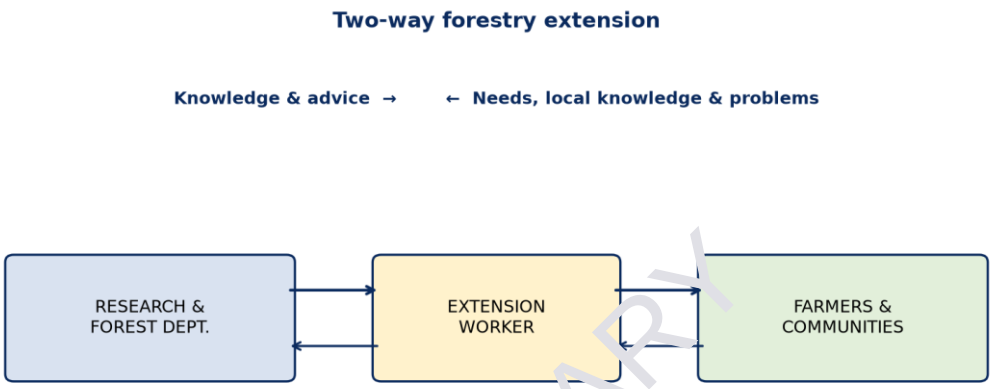

Figure 1: The two-way nature of forestry extension. Knowledge, planting material and advice flow from research and the Forest Department to farmers and communities, while needs, local knowledge and field problems flow back. (Schematic diagram prepared for this guide.)

AIOU LIBRARY aioulibrary.com

Principles That Govern Work Within This Scope

Working across so wide a scope requires discipline, and extension education follows recognised principles. It starts where people are and with what they have, using local resources and knowledge as the foundation. It works through local leaders and groups, because people accept new ideas more readily from trusted neighbours than from outsiders. It teaches by doing and by showing results on real farms, since seeing a neighbour's successful woodlot convinces more powerfully than any lecture. It proceeds gradually, from simple, low-risk improvements towards more complex change, and it keeps the whole family and community in view rather than treating one crop or one man in isolation. It is also democratic and voluntary in spirit: the extension worker recommends, explains and demonstrates, but the decision remains the

farmer's, which is why adopted practices endure. These principles explain why the scope of forestry extension cannot be reduced to planting targets. A target counts seedlings distributed in a season; extension counts understanding built, organisations strengthened and practices sustained over years. Both may be reported, but only the second describes education, and only education protects forests after the project vehicle has left the village.

Conclusion

In conclusion, extension education is a non-formal, voluntary, practical and two-way educational process that helps rural people improve their knowledge, attitudes and skills so that they can solve their own problems and improve their livelihoods. Its scope in forestry covers the whole relationship between people and trees: farm forestry and agroforestry technique, nursery and planting skills, protection and participatory management of natural and communal forests, watershed and degraded-land rehabilitation, tree-product livelihoods and markets, community institution building, the inclusion of women and youth, environmental awareness, and feedback from the field to research and policy. Because Pakistan's trees stand mostly where people live and farm, this scope is not peripheral to forestry but central to it. The forester who masters extension therefore does more than grow trees; he grows the knowledge, organisations and public support without which no tree-growing programme can last.

Question 2: Individual and Group Approaches in Forestry Extension (20 Marks)

Question: Discuss individual and group approaches used in forestry extension.

Introduction

An extension worker cannot teach everyone in the same way. A scattered population of farmers, herders, women collectors, village elders and schoolchildren differs in literacy, wealth, landholding, interest in trees and willingness to take risks, and a message that persuades one person in a private conversation may fail completely in a public meeting, and vice versa. Extension therefore uses a family of approaches, conventionally divided into individual approaches, in which the worker deals with one person or household at a time; group approaches, in which he works with a number of people together; and mass approaches, which reach large audiences through media. This answer discusses the individual and group approaches used in forestry extension, as the question requires, explaining the main methods under each head, their strengths and limitations, and how a wise worker combines them in a single programme. The forestry setting gives each method a special colour: tree growing is a long-term, visible and often communal activity, so demonstrations on one farm influence whole villages, while decisions about grazing and communal forest protection can only be taken by groups.

Individual Approaches: Farm and Home Visits, Personal Contact and Office Calls

The farm and home visit is the oldest and most trusted individual method. The extension worker visits a farmer at his farm or home, sees the actual trees, soil, livestock and family circumstances, discusses the specific problem in private, and advises accordingly. In forestry this might mean diagnosing why poplar trees are yellowing, marking trees for thinning, advising where a shelterbelt will do least harm to crops, or planning a homestead planting with the

women of the household. The strengths are precision, privacy and trust: advice fits the real farm, sensitive matters such as debt, tenure disputes or illicit cutting can be discussed frankly, and a personal relationship develops that carries the whole programme. The limitations are equally clear. Visits are expensive in time and travel, reach very few people per day, can create dependence or jealousy if only progressive farmers are visited, and may miss women if visits are timed or conducted without regard to household customs. Two related individual methods partly offset these weaknesses. Office calls and personal letters or phone and message contact allow farmers to seek the worker, which shows motivation and costs the service less, while result follow-up visits to selected contact farmers turn individual work into a public asset when those farmers agree to host neighbours and share their experience. Individual correspondence and advisory clinics at markets or forest offices serve the same seeking-help function. Used alone, individual approaches cannot cover a district; used selectively, for problem farms, local leaders, innovators and follow-up, they are irreplaceable.

AIOU LIBRARY aioulibrary.com

Individual Approaches in Forestry Practice: Contact Farmers and Advisory Diagnosis

Forestry gives individual work some distinctive tasks. Tree problems are often site-specific: salinity in one corner, termites in one woodlot, browsing damage along one grazing route. Only an individual visit can match remedy to site. Individual advice is also essential where a farmer contemplates a major, hard-to-reverse decision, such as converting part of his irrigated land to a block woodlot, signing a joint-management agreement, or felling mature trees for a house or a wedding, because the financial and family consequences deserve unhurried, confidential discussion. The worker can help the farmer calculate expected costs and returns, compare

species and rotations, and consider effects on food production and fodder supply, none of which can be done responsibly in a crowd. At the same time, ethical care is needed: individual attention should not become favouritism in distributing seedlings, subsidies or project benefits, and records of visits should be kept so that coverage can be reviewed for fairness, including coverage of smallholders, tenants and women-headed households. The modern worker supplements visits with mobile-phone photographs and voice messages, which allow quick diagnosis of pests or planting problems without travel, but the technology extends rather than replaces the personal relationship on which individual extension rests.

Group Approaches: Meetings, Discussions and Community Organisation

Group approaches work with people together, typically in groups small enough for real participation. The general meeting introduces a programme, announces a planting campaign or discusses a village forest problem, and is useful for awareness and collective decisions, though a large meeting easily becomes a lecture in which few speak. Smaller group discussions, by contrast, allow farmers to exchange experience, question a recommendation and adapt it to local conditions; a discussion among fodder-tree growers or nursery raisers often produces more practical learning than formal teaching, because members test claims against their own results. Group approaches also include organised bodies that extension helps to form and sustain: village development organisations, joint forest management committees, tree-grower associations, women's groups and youth clubs. Such groups are not merely audiences; in forestry they are management institutions that can hold nursery funds, enforce grazing agreements, share labour for planting and protection, and negotiate with the Forest

Department as equals. Leadership training and exposure visits, in which a group travels to see a successful community forest or farm woodlot elsewhere, belong to this family and are particularly powerful for trees, because a living, mature example answers doubts about growth, income and protection that no pamphlet can settle. Group work reaches more people per worker-day than visits, builds social support for new practices, and is the only route to decisions that are inherently collective, such as closing a degraded slope to grazing until regeneration establishes. Its risks are domination by elders or large landowners, exclusion of women and the poor if membership and meeting times are careless, and slowness when consensus is genuinely divided. Skilled facilitation, transparent rules and separate groups where custom requires them are the standard safeguards.

Table 1: Individual and group approaches compared

Aspect	Individual approaches	Group approaches
Main methods	Farm/home visits, office calls, personal messages, advisory diagnosis	Meetings, group discussions, committees, associations, exposure visits
Reach per worker-day	Very low; a few households	Moderate to high; tens of people, plus group institutions
Fit of advice	Highly specific to one farm and family	General to local conditions; adapted through discussion

Best forestry uses	Site diagnosis, woodlot planning, problem farms, leaders and innovators	Grazing and protection rules, nurseries, campaigns, collective forests
Main risks	Cost, narrow coverage, favouritism	Elite domination, exclusion, slow consensus

Demonstration-Linked Group Methods, Training and Combining the Approaches

Several powerful group methods straddle teaching and showing. Method and result demonstrations, field days and farmer field schools bring a group together around a practical task or a mature result, such as pruning a fodder tree correctly or inspecting a five-year shelterbelt and hearing its owner account for its costs and benefits. Short group training courses for nursery raisers, beekeepers among trees, or committee office-bearers build the specific skills a programme needs and create a cadre of local resource persons who continue teaching after the worker moves on. In practice, no competent forestry programme chooses between individual and group approaches; it sequences them. A typical pattern begins with group awareness meetings, follows with training and demonstration for interested growers, supports pioneers through individual visits while their trees establish, brings neighbours to field days on those farms, and consolidates the whole effort in a village organisation that manages shared tasks. Individual work supplies depth, diagnosis and trust; group work supplies breadth, peer learning and collective authority. Mass media, posters, radio and mobile messages can support both by announcing meetings and repeating key seasonal reminders, but they do not

replace either. The worker's judgement lies in matching method to purpose and stage: private counsel for private decisions, group deliberation for common resources, demonstration for skills and proof, and organisation for permanence. Programmes fail in predictable ways when this matching is ignored, for example when a communal grazing problem is tackled by visiting individuals one by one, or when a farmer's confidential financial decision is forced into a public meeting.

Conclusion

To conclude, individual approaches, centred on farm and home visits, office calls and personal advisory contact, give forestry extension its precision, trust and capacity to handle site-specific and sensitive decisions, at the cost of limited coverage. Group approaches, including meetings, discussions, committees, associations, exposure visits, demonstrations and group training, give it reach, peer learning and the collective authority needed for communal forests, grazing rules and shared nurseries, at the risk of domination and exclusion if facilitation is weak. Discussed together, the two families are complementary halves of one craft. The effective forestry extension worker moves deliberately between them, using individual contact to understand and support key people and problem sites, and group methods to spread learning, legitimise collective rules and build institutions that outlast his own postings.

Question 3: Importance of Demonstrations in Forestry Extension Work (20 Marks)

Question: Explain the importance of demonstrations in forestry extension work.

Introduction

Farmers are practical judges. Faced with a recommendation to plant a new species, prune in an unfamiliar way or protect regeneration instead of grazing it, a farmer reasonably asks: will it grow here, on my soil, with my water, and will it pay for the labour and land it occupies? Lectures, leaflets and radio talks can describe an answer, but only a demonstration can show it. A demonstration is a practical showing, on real land under local conditions, of how a practice is performed or what result it produces, so that learners can see, question and judge for themselves. Extension teaching has long summarised its power in the saying that seeing is believing and learning is doing, and forestry needs this power more than most subjects because tree decisions are long-term and their results are slow and highly visible. A demonstration plot of agroforestry, a correctly pruned fodder tree, or a protected slope turning green over three seasons speaks continuously to everyone who passes it, long after the extension worker has gone. This answer explains the importance of demonstrations in forestry extension work, covering their types, their educational and social functions, their special value and difficulties in forestry, and the conditions that make them succeed or fail.

Types of Demonstration Used in Forestry

Two main types must be distinguished. A method demonstration shows how to do something: how to dig a pit of the right size, plant a seedling at the correct depth, stake and water it, prune a young tree without tearing the bark, graft a fruit tree, prepare a nursery bed or build a thorn guard. The worker performs each step slowly, explains it, and then lets learners practise under supervision, so skill passes from hand to hand. A result demonstration shows what a completed

practice achieves over time: a mature shelterbelt and the crop it protects, a woodlot ready for harvest with its costs and returns recorded, a lopped fodder tree in full leaf during the winter feed gap, or an enclosed degraded area where natural regeneration has recovered. Result demonstrations are usually established on the farms of cooperating farmers, called demonstrators, whose records and willingness to host visitors make the result credible. Forestry also uses comparison demonstrations, in which a treated and an untreated patch, a pruned and an unpruned tree, or a protected and an open slope stand side by side so that the difference teaches itself, and model or demonstration forests and departmental plots near roads and schools, which sacrifice some farm realism for permanence and easy access. Each type has its place: method demonstrations build skills at planting season, result demonstrations build conviction for long-term decisions, and comparisons answer the sceptic's question of what would have happened anyway.

AIOU LIBRARY aioulibrary.com

Table 1: Types of forestry demonstration and their main purpose

Type	What is shown	Main purpose
Method demonstration	Each step of a skill: planting, pruning, nursery work, grafting	To teach correct technique through seeing and practising
Result demonstration	Mature outcome on a farmer's land, with records	To prove profitability and feasibility under local conditions

Comparison demonstration	Treated versus untreated side by side	To make the effect of the practice visible and undeniable
Model / departmental plot	Curated planting at a forest office, school or roadside	Permanent display and training venue; less farm-realistic

Educational Importance: Proof, Skill and Confidence

The first importance of demonstrations is evidential. Forestry recommendations travel from research stations and other districts, and farmers rightly distrust claims that have not been tested under their own rainfall, soil and market conditions. A local result demonstration is a public, inspectable test: if the species fails there, everyone learns cheaply on a small plot; if it succeeds, the success cannot be dismissed as a departmental claim. This local proof is especially important for innovations whose benefits are delayed, such as soil-improving trees or watershed planting, because the demonstration carries the argument across the years of waiting. The second importance is skill formation. Many forestry failures are failures of technique rather than of intention: seedlings planted too deep, roots bent in small pits, pruning cuts that invite disease, nurseries sown too thick. Reading cannot correct the hand, but a method demonstration, followed by supervised practice, can, and learners remember motor skills they have performed far better than instructions they have only heard. The third importance is psychological. Demonstrations build confidence in both directions: farmers gain

the confidence to invest labour and land, and extension workers gain credibility, because a worker whose demonstration thrives is trusted on other subjects, while a worker who only talks is not. Confidence spreads socially as well, since the demonstrator farmer becomes a local expert whom neighbours consult, multiplying the teaching without additional staff. In diffusion terms, demonstrations make an innovation observable and trialable, the two qualities that most strongly decide whether people adopt it.

Social and Programme Importance, and the Special Difficulties in Forestry

Demonstrations also serve the programme as a whole. A well-chosen plot becomes a gathering point for field days, training sessions, school visits and meetings with officials, concentrating teaching effort where the evidence is. It provides honest material for photographs, case studies and reports, replacing invented success stories with verifiable ones. It gives researchers and senior officers direct contact with field reality when they visit, strengthening the feedback loop between research and practice. And it distributes risk fairly: instead of urging hundreds of farmers to adopt an untested practice, the service tests it visibly with a few volunteers and lets the community judge. Forestry, however, presents special difficulties that make demonstrations both harder and more necessary. Trees take years to show results, so a result demonstration demands patience, secure tenure for the plot, protection over several seasons and records kept across staff transfers; many promising plots are lost when a demonstrator is transferred, a project ends, or grazing protection lapses in a single season. Forestry demonstrations are also exposed to weather, fire and browsing in ways a one-season crop plot is not. The answers are practical: choose demonstrators with secure rights and genuine

interest, prefer roadside and easily protected sites, combine slow result demonstrations with quick method demonstrations and with visits to already mature examples elsewhere, and protect continuity through written plot records held by the local organisation as well as the office. A failed demonstration, honestly discussed, still teaches, whereas a faked or abandoned one destroys trust; integrity in selecting, maintaining and reporting plots is therefore part of their importance, not an optional extra.

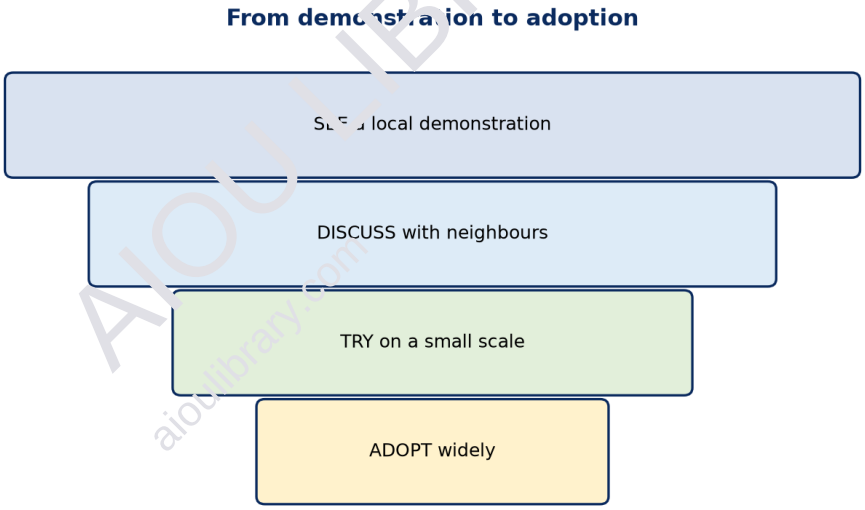

Figure 2: From demonstration to adoption. A visible local result is observed and discussed by neighbours, tried on a small scale, and only then adopted widely. (Schematic diagram prepared for this guide.)

Conditions for Effective Demonstrations

Because demonstrations carry so much weight, their management deserves care. The practice demonstrated must be genuinely needed, technically sound and economically worthwhile for ordinary farmers, not only for a wealthy demonstrator with extra labour and irrigation. The site

should be representative and accessible, neither the best land in the village, which invites dismissal, nor the worst, which invites failure. The demonstrator should be a respected but fairly typical farmer, willing to keep simple records of costs, labour and yields and to receive visitors without embarrassment. The plot must be labelled, maintained to a standard the farmer can actually sustain, and visited on a planned schedule, with field days timed to moments when the evidence is most striking, such as the fodder gap, harvest or the height of the dry season for a shelterbelt. Costs and failures must be shown alongside gains, because farmers detect concealment quickly and discount everything else they are told. Finally, the demonstration should be linked to supply and follow-up: there is no virtue in convincing farmers to plant a species whose seedlings are unavailable, or to adopt a pruning method and then never visiting to correct early mistakes. When these conditions are met, a single plot can teach a whole locality for a decade, which is a return on staff time that few other extension methods can match.

AIOU LIBRARY aioulibrary.com

Conclusion

In conclusion, demonstrations are important in forestry extension work because they convert claims into visible local proof, teach practical skills through seeing and doing, build farmer confidence and worker credibility, create respected local experts, focus field days and training, and allow new practices to be tested fairly on a small scale before wide promotion. Their two main forms, method demonstrations for technique and result demonstrations for outcomes, supported by comparisons and model plots, are uniquely suited to a subject in which decisions are long-term, results are slow and scepticism is rational. They demand representative sites,

committed demonstrators, honest records and years of protection, and forestry services must organise for that continuity. Properly run, however, no leaflet, lecture or target can do what a thriving demonstration does: let the trees themselves do the teaching.

Question 4: Role of Farmers and Local Communities in Forestry Extension (20 Marks)

Question: Describe the role of farmers and local communities in forestry extension.

Introduction

Older forestry treated rural people mainly as a problem: cutters of trees, graziers of regeneration and encroachers on reserved forest, to be policed by guards and lectured by officers. Modern forestry extension starts from the opposite recognition. Farmers and local communities are the principal managers of the tree resource, the holders of most land on which new trees can grow, the source of most labour and local knowledge, and the people whose cooperation decides whether any plantation, protection rule or management plan survives its first dry season. Extension in consequence is not something done to communities by a department; it is a partnership in which communities have active roles at every stage, from identifying problems to evaluating results. Describing those roles matters for BS and MSc students because a forester who expects only obedience will design programmes that collapse when supervision is withdrawn, while a forester who understands the community's roles can design programmes that communities carry forward themselves. This answer describes the role of farmers and local communities in forestry extension under the heads of decision making and

knowledge, production and protection work, institution building, and monitoring and continuity, noting also the conditions without which participation remains a slogan.

Role in Identifying Needs, Planning and Supplying Knowledge

The first role is intellectual and decisive: farmers and communities define the real problems. An outsider may see a fuelwood shortage; the women who collect fuel know which species burn well, which months are worst and which collection routes have become unsafe or exhausting. An officer may plan a timber woodlot; farmers know that fodder in the winter gap, not timber in fifteen years, is what their livestock system lacks. Through village meetings, participatory appraisal, transect walks and seasonal calendars, communities supply this situated knowledge and set priorities, so that extension addresses felt needs rather than departmental assumptions. Local knowledge is a technical resource in its own right. Farmers know micro-sites, frost pockets, termite-prone soils, the palatability and lopping tolerance of local species, and the performance of trees planted by their fathers, knowledge accumulated over generations that no survey can reproduce quickly. They also experiment continuously, retaining a useful self-sown seedling, trying a new species on a boundary, adjusting lopping cycles, and the results of thousands of such small trials are a research system that extension should observe, learn from and publicise. Finally, communities participate in planning: choosing demonstration farmers and nursery sites, setting planting and protection calendars around agricultural labour peaks, and deciding benefit-sharing for communal work. Plans made with people are implemented by people; plans announced to people are quietly resisted, and forestry history in Pakistan offers examples of both.

Role in Production, Protection and Day-to-Day Management

The second role is productive and protective, and it is quantitatively dominant. Farmers raise seedlings in private and community nurseries, plant trees on boundaries, homesteads and woodlots, water and weed young plants, build guards, and prune, lop and harvest on their own management decisions. In aggregate, farm planting supplies a very large share of the nation's fuelwood and small timber, dwarfing what departmental plantations alone could produce. Local communities perform the corresponding work for shared resources: they patrol and protect guzara and communal forests, enforce agreed grazing closures so regeneration can establish, organise rotational lopping, fight fires, maintain check dams and planting on degraded slopes, and sanction members who break rules they themselves have made. Such locally enforced protection is cheaper and more continuous than departmental guarding, because the protectors live beside the resource and benefit directly from its recovery. Labour contribution is part of this role, whether paid under a programme or contributed under community rules for work on common land, and so is the provision of land itself, since village commons, school and mosque lands, road and canal sides offered for planting are community decisions. None of this should be romanticised: protection duties fall unevenly, the poor who depend most on open grazing bear the highest cost of closures, and communities need negotiated grazing alternatives and fair sharing of fodder and fuel benefits if their protective role is to be just and durable. Extension's task is to help communities face these internal questions honestly, not to pretend they do not exist.

Table 1: Community roles across the extension programme cycle

Programme stage	Role of farmers and local communities
Problem identification	Define felt needs; supply local and indigenous knowledge; rank priorities
Planning	Choose sites, species and calendars; agree protection and benefit-sharing rules
Implementation	Raise nurseries; plant, water, guard and tend trees; contribute land and labour
Protection and management	Patrol communal forest; enforce grazing and lopping rules; fight fire
Monitoring and evaluation	Judge survival and benefits; report problems; demand corrections
Continuity	Maintain organisations, funds and rules after project staff withdraw

AIOU LIBRARY aioulibrary.com

Role in Organisation, Leadership and Teaching Others

The third role is organisational and educational. Durable forestry requires institutions, and only communities can supply them: village organisations, joint forest management committees, tree-grower and nursery associations, women's groups and school nature clubs are community creations even when extension helps to form them. Through these bodies, communities hold funds, keep records, negotiate with the Forest Department and other agencies, resolve internal

disputes over trees and grazing, and represent themselves in wider forums. Local leaders, contact and demonstrator farmers, trained nursery operators and committee office-bearers become extension's partners and multipliers. A respected farmer who has successfully grown a woodlot teaches neighbours with an authority no visiting officer can match, in the local language, at the field edge, at the moment a question arises. Women's role deserves particular emphasis: as principal collectors of fuel and fodder and managers of livestock feeding and homestead trees, women are forestry decision makers in practice, and communities that include them in groups and training get better species choices and better protection than those that do not. Youth in schools and clubs carry tree culture into the next generation and often shame adults into protecting what children have planted. In all these ways the community is not the audience of extension but its co-producer and, increasingly, its teacher.

Role in Monitoring, Feedback and Continuity, and the Conditions for Real Participation

The fourth role closes the cycle: monitoring, feedback and continuity. Farmers observe survival, growth, pests and market prices daily and can report failure earlier and more accurately than periodic official inspections, if channels exist and reporting is welcomed rather than punished. Community evaluation, in meetings and field walks where results are compared with promises, keeps programmes honest and gives departments the field intelligence they need to revise species lists, subsidy rules and protection arrangements. Above all, communities provide continuity. Projects end, officers transfer and budgets lapse, but a village organisation with its own rules, nursery income and protected forest has reasons and means to continue. Every

element of programme design should therefore be tested against a single question: does this strengthen the community's capacity to carry on without us? Real participation, however, has conditions. People participate durably when they have secure rights over the trees and land concerned, when benefits are visible and fairly shared, when their knowledge is genuinely respected rather than ceremonially consulted, and when the costs imposed on the poorest, especially grazing restrictions, are recognised and mitigated. Token participation, in which a committee is formed to satisfy a project document while decisions remain elsewhere, produces cynicism worse than no participation at all. Extension workers must also accept that communities may legitimately choose priorities different from departmental preferences, for example fodder over timber, and that respecting such choices is the price of partnership.

Conclusion

In conclusion, farmers and local communities play indispensable roles in forestry extension: they identify real needs and contribute generations of local knowledge, plan and prioritise, produce most farm-grown trees and planting material, protect communal forests and regeneration through their own rules and labour, build and staff the organisations that give forestry permanence, teach neighbours as demonstrators and leaders, and monitor results and demand corrections. Extension succeeds precisely to the extent that it recognises, organises and strengthens these roles, under conditions of secure rights, fair benefits and genuine respect. The modern forestry extension worker is therefore not a commander of planting campaigns but a facilitator of community capability, and the strongest evidence of his success is a community that no longer needs him for the trees to keep growing.

Question 5: Barriers to Effective Extension Communication (20 Marks)

Question: Explain barriers to effective extension communication.

Introduction

Extension succeeds or fails in communication. A technically perfect recommendation that is not heard, not understood, not believed or not acted upon changes nothing, and forests gain nothing from messages that stop halfway between the extension worker and the farmer. Communication, however, is not the simple sending of words. It is a process with a source, a message, a channel, a receiver and feedback, set inside a social and physical environment full of noise, and a barrier can arise at every point in that chain. A worker may encode a sound idea in jargon a villager cannot follow; a good message may travel by a channel the audience never uses; a farmer may understand perfectly yet distrust the source because of past broken promises; or the message may be received and believed but be impossible to act on for want of seedlings, rights or cash. Explaining barriers to effective extension communication therefore requires examining the whole process, not blaming the farmer's ignorance, which is the laziest and usually the wrongest explanation. This answer explains the main barriers under the communicator, the message, the channel, the receiver and the wider social and physical environment, and indicates how good extension practice reduces each of them.

Barriers Related to the Communicator and the Message

Barriers begin at the source. An extension worker who lacks technical mastery, speaks condescendingly, arrives irregularly or is suspected of favouring certain families or of benefiting

from seedling sales will not be believed, however accurate his words; credibility and trustworthiness are themselves part of the message. Workers under heavy target pressure may also communicate dishonestly by implication, promising yields, subsidies or markets they cannot guarantee, and a single disappointed village will distrust the service for years. Language and encoding barriers follow closely. Forestry is full of technical terms, scientific names, measurements and official abbreviations that mean little to farmers, and a message framed in office language, or in a national language where the audience thinks in a regional mother tongue, loses precision at every step. Poorly designed messages add further barriers: too many ideas crowded into one talk, no clear statement of what the farmer should actually do, no mention of cost, labour or risk, and no adaptation to season, so that planting advice arrives after the planting season has passed. Written material fails when it assumes literacy, uses tiny print, or illustrates species and tools the reader has never seen. Even the worker's non-verbal communication matters: dress, punctuality, willingness to sit on the ground, enter a field and handle a tool all signal respect or distance before a word is understood. The remedies are straightforward to state and demanding to practise: master the subject, speak the local language plainly, limit each contact to a few doable actions, state costs and risks honestly, time messages to the agricultural calendar, and pre-test leaflets and talks with real farmers before wide use.

Table 1: Barriers at each stage of the extension communication process

Stage	Typical barriers	Practical remedy

Communicator	Weak knowledge, low credibility, favouritism, broken promises	Training, honest promises, fair coverage, regular presence
Message	Jargon, overload, wrong timing, ignoring costs and risks	Plain local language, few actions, seasonal timing, honest economics
Channel	Wrong medium, poor coverage, one-way flow, technical faults	Match channel to audience, combine media, build in discussion
Receiver	Low literacy, prior beliefs, poverty, fear of risk, exclusion of women	Visual and oral methods, demonstrations, small trials, inclusive groups
Environment	Distance, weather, social hierarchy, past conflict with department	Local venues, trusted leaders, grievance handling, patience

AIOU LIBRARY aioulibrary.com

Barriers Related to Channels and Media

The channel, the means by which the message travels, creates its own barriers. A radio programme broadcast when farmers are in the fields, a poster pasted where women do not go, a social-media message in a village with poor connectivity, or a meeting held at a forest office

that villagers associate with fines and permits, all fail before content is considered. One-way channels are a deeper structural barrier: lectures, announcements and most mass media allow no questions, so misunderstandings cannot be detected or corrected, and the worker cannot learn whether the message arrived at all. Feedback is not a courtesy in extension; it is the mechanism that turns transmission into communication. Physical and technical faults add literal noise, from a hall where the speaker cannot be heard to printed material delayed until its advice is out of season. Channel choice can also exclude: reliance on written notices excludes the illiterate, reliance on male public meetings excludes women in conservative settings, and reliance on smartphones excludes the poorest households and the elderly. Effective services therefore combine channels deliberately, using mass media for awareness and reminders, group meetings and demonstrations for understanding and discussion, individual visits for sensitive and site-specific matters, and local-language visual material that can be understood without reading. Redundancy, the same key message arriving through several trusted channels, is not waste in extension; it is how messages survive noise.

Barriers Related to Receivers, Society and Resources

Receiver-side barriers are real but must be described without condescension. Low literacy and numeracy limit the use of written instructions and record-based advice. Existing beliefs and experience filter every message: a farmer who has watched departmental plantations fail, or who knows that a promoted species died in a drought year, hears new promises through justified scepticism, and selective perception leads audiences to notice what confirms their view and miss the rest. Poverty and risk aversion are communication barriers in a practical

sense, because a message that requires cash, land or years of waiting is effectively not received as an option by a household living at subsistence margin, even if it is fully understood. Social structure filters messages further. In hierarchical villages, information entering through large landowners or officials may never reach tenants, labourers and women, or may reach them distorted; caste, clan and faction can decide whose demonstration is visited and whose is boycotted. Past relations with the Forest Department, including fines, evictions or unfulfilled compensation, form an emotional barrier or mistrust that no leaflet can dissolve and that only consistent, respectful field presence over time can reduce. Finally, action barriers complete the chain: a convinced farmer may still find no seedlings, no secure right to plant or harvest, no protection for young trees and no market for the product, and from his side the communication has failed, because extension promised a practice the system did not support. Good extension therefore audits the whole chain before blaming the audience, aligns messages with supply and rights, segments audiences honestly, includes women and marginal groups through appropriate times, places and communicators, and treats every field complaint as diagnostic information about where communication actually broke.

Extension communication chain — a barrier at any stage blocks action

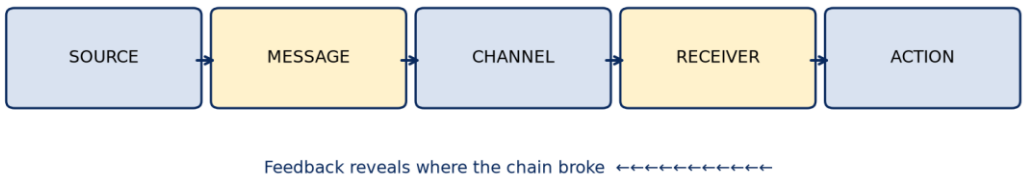

Figure 3: Communication succeeds only when the message survives every stage. Barriers at the source, in encoding, in the channel or in the receiver's circumstances can each block adoption, and feedback is what reveals the blockage. (Schematic diagram prepared for this guide.)

Conclusion

In conclusion, barriers to effective extension communication arise at every stage of the process: in the communicator's knowledge, credibility and manner; in messages overloaded with jargon, mistimed or silent about costs and risks; in channels that are one-way, badly timed, physically faulty or socially exclusive; in receivers' literacy, prior experience, poverty and justified mistrust; and in an environment of distance, hierarchy, past conflict and missing supplies or rights that can make even a believed message impossible to act on. The professional response is diagnostic rather than accusatory: simplify and localise the message, combine channels, build feedback into every activity, demonstrate rather than merely assert, include excluded groups deliberately, and ensure that what is communicated can actually be done. Where extension services work systematically on these barriers, communication becomes what it should be, a two-way relationship of trust in which forestry knowledge genuinely travels, in both directions, between the department and the people on whom the forest depends.

AIOU LIBRARY aioulibrary.com